

CK3X / CK3R Configurations

Keyboard / Software / Non-Incendive



Scan Engine – **CK3R** uses **EA31 Only**,
CK3X uses EA30 or EX25

	EA30 CK3XxxxKxxxxxxxxx	EX25 K3XxxxMxxxxxxxxx	EA31 CK3RxxxSxxxxxxxxx
Engine Type	Area Imager	Near/Far Area Imager	Area Imager
Aiming Pattern			
Typical Scanning Distance*	Min: 6 cm (2.4 in) Max: 33 cm (13 in)	Min: 20 cm (8 in) Max: 110 cm (43 in)	Min: 6 cm (2.4 in) Max: 41 cm (16 in)
Strengths	<ul style="list-style-type: none"> Omnidirectional 1D & 2D scanning Laser aiming pattern Combines flexibility of 2D scanning and standard range scanning Superior motion tolerance 	<ul style="list-style-type: none"> 1D & 2D scanning from 6 in to 50 ft (symbology dependent) Ideal for warehouse, loading dock or in the yard All-in-one scan engine for the warehouse 	<ul style="list-style-type: none"> Omnidirectional 1D & 2D scanning CCD aiming pattern Combines flexibility of 2D scanning and standard range scanning Superior motion tolerance

*Scanning EAN/UPC 1D barcode of 0.33 mm (13 mils)

	CK3R Alphanumeric	CK3R Numeric-F Key	CK3X Alphanumeric	CK3X Numeric-F Key
--	--------------------------	---------------------------	--------------------------	---------------------------

Standard Software	CK3RAA4xxxW410x	CK3RAB4xxW410x	CK3XAA4xxxW410x	CK3XAB4xxxW410x
ICP (ITE +Browser)	CK3RAA4xxxW440x	CK3RAB4xxW440x	CK3XAA4xxxW440x	CK3XAB4xxxW440x
Standard Software + NI	n/a	n/a	CK3XAA4xxxW411x	CK3XAB4xxxW411x
ICP (ITE +Browser) +NI	n/a	n/a	CK3XAA4xxxW441x	CK3XAB4xxxW441x
China				
Standard Software	See above	See above	CK3XAACxxxW410x	CK3XABCxxxW410x
ICP (ITE +Browser)	See above	See above	CK3XAACxxxW440x	CK3XABCxxxW440x

CK3R ships with 2000mAh battery (p/n: 318-033-001)

CK3X ships with 5100mAh battery (p/n: 318-034-003)

Non-Incendive – N. America only

Pistol Grip – CK3, CK3R, CK3X



Part# 203-879-001 - Scan Handle, Field Attachable

YOUR LOGO HERE

CK3X / CK3R Vehicle Install

Option 1 – Fixed Vehicle Install with DC/DC Converter
 Best used when the vehicle input voltage varies, 12, 24, 36, 48V.



	Part Number	Description
1	871-231-102	Vehicle Dock, CK3
2	203-808-001	DC/DC Converter Kit, 6-60V DC, RoHS
	OR 203-809-001	DC/DC Converter Kit, 15-96V DC RoHS
3	805-611-001	Mounting Kit, V-Dock RoHS

CK3X / CK3R Vehicle Install

Option 2 – Fixed Vehicle Install with direct connection to vehicle battery.
 Only use when the vehicle input voltage is between 10-32V.



Part Number	Description
1 871-231-102	Vehicle Dock, CK3
2 203-802-001	Vehicle Dock Installation Kit RoHS (Includes power cables and cable mounting hardware.)
3 805-611-001	Mounting Kit, V-Dock RoHS

CK3X / CK3R Vehicle Install / Non-Power

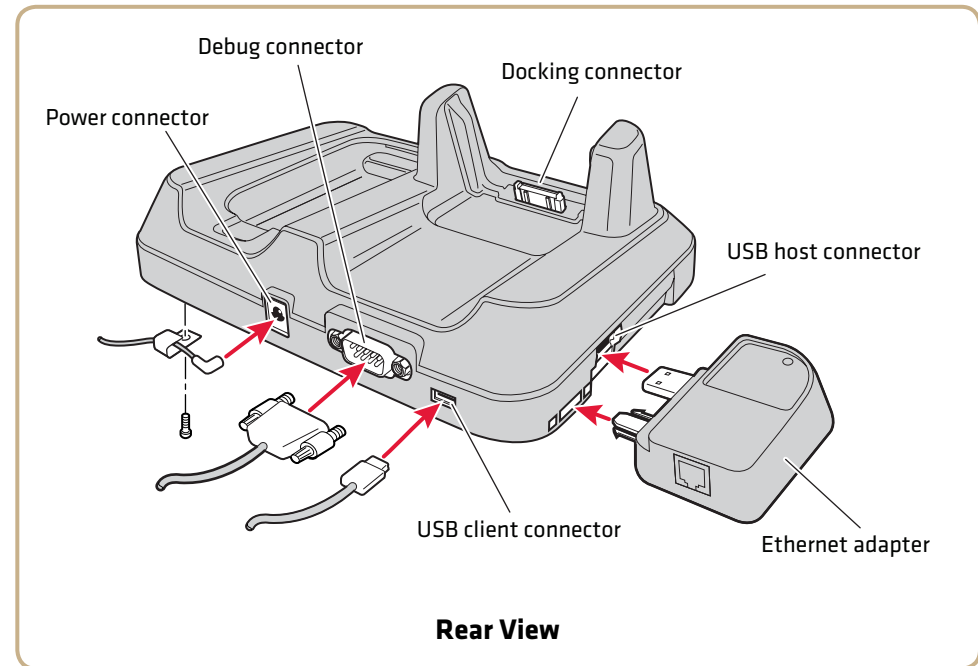
Option 3 – Fixed Vehicle Install Non-Power



	Part Number	Description
1	871-231-102	Vehicle Dock, CK3
2	203-802-001	Vehicle Dock Installation Kit RoHS (Includes power cables and cable mounting hardware.)

CK3 Charging and Communications

Desktop Dock ActiveSync with Spare Battery Charging



*Not compatible with 318-046-011 CK7x Smart Pack

	Part Number	Description
1	871-228-101	Desktop Single Dock, CK3
2	318-033-001	Standard 2000 mAh BATTERY, CK3 (Spare or replacement battery pack for CK3, CK3R (one pack included with CK3R))
	OR 318-034-003	Extended 5100 mAh BATTERY, CK3 (Spare or replacement battery pack for CK3, CK3R, CK3X (one pack included with CK3X))
3	851-061-502	AC Power supply (see price guide for AC Power Cord, Country specific)
4	236-209-001	Cable Assy, USB-A to USB-microB, 1M

CK3X / CK3R Charging



	Part Number	Description
	1 850-817-001	Snap-on Adapter, Power
	2 851-065-305	AC Power supply (see price guide for AC Power Cord, Country specific)
OR	3 203-990-001	Universal Wall Power Supply - connects directly to heel of unit, included global plug adapters

CK3X / CK3R Charging and Communications

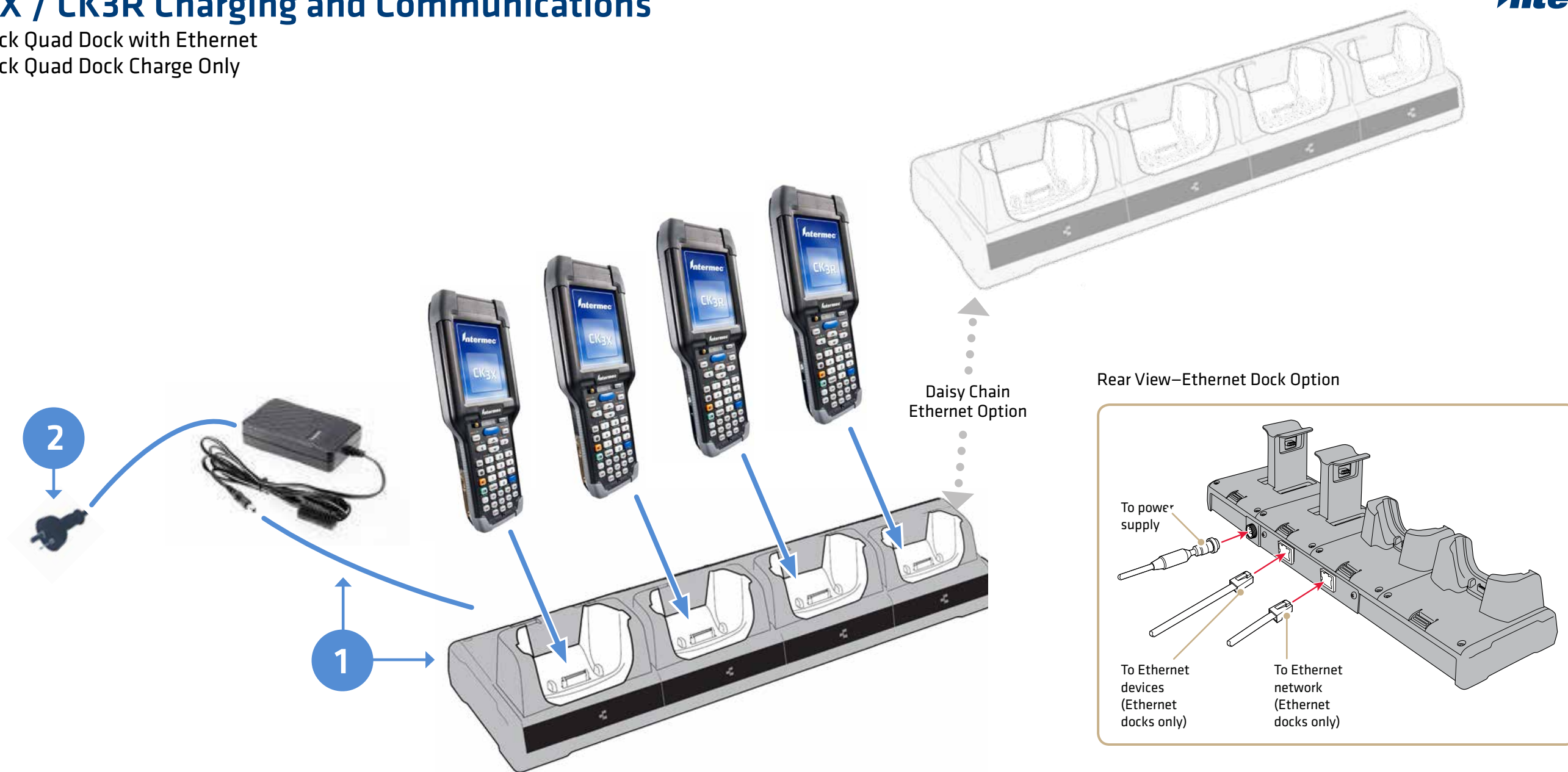
CK3 Quad Dock with Ethernet
CK3 Quad Dock Charge Only



	Part Number	Description
1	871-229-202	Quad Dock, Ethernet , CK3, no Power Cord (Power Supply Included)
OR	871-229-101	Quad Dock, Charge Only , CK3, no Power Cord (Power Supply Included)
2	851-064-306	AC Power Supply, (see price guide for AC Power Cord, Country specific)

CK3X / CK3R Charging and Communications

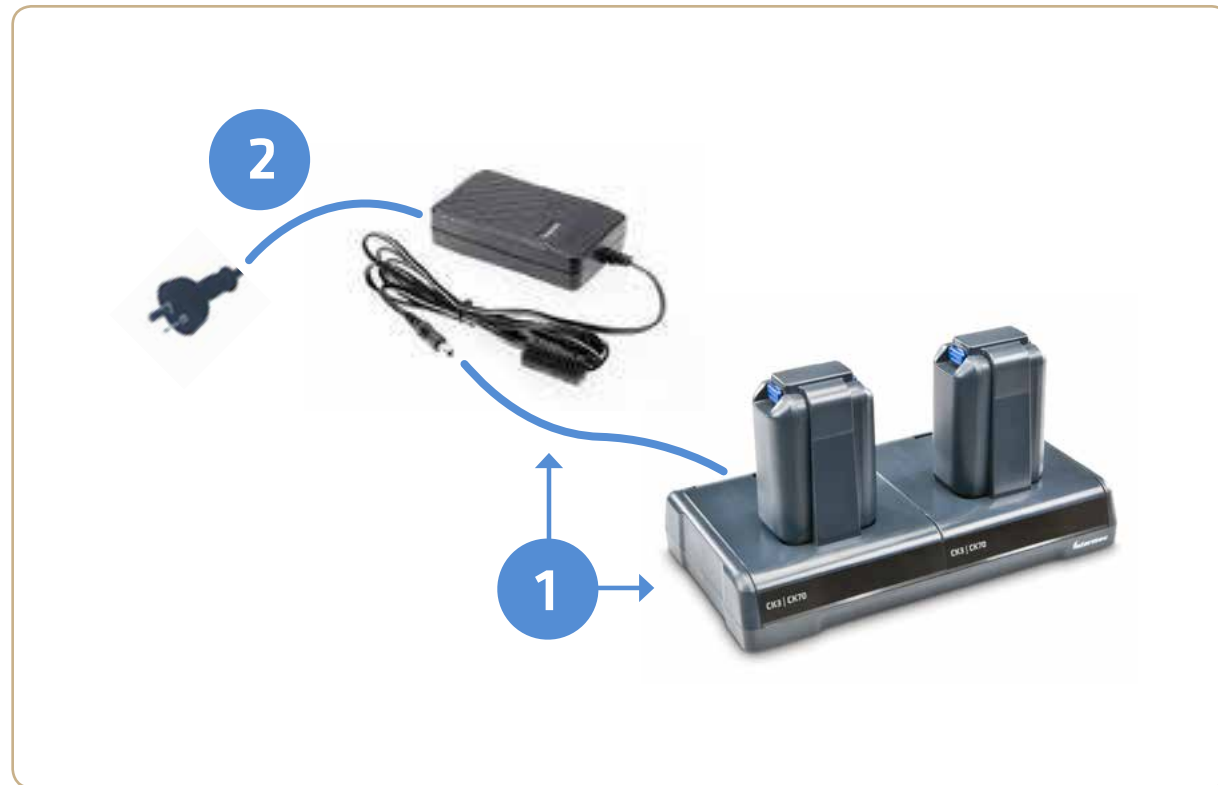
FlexDock Quad Dock with Ethernet
FlexDock Quad Dock Charge Only



	Part Number	Description
1	DX4A1444400	Quad Dock, Ethernet , CK3, no Power Cord (Power Supply Included)
	OR	
	DX4A2444400	Quad Dock, Charge Only , CK3, no Power Cord (Power Supply Included)
2	(see price guide)	AC Power Cord, Country specific

CK3/CK7x Series Battery Charging Only

4 - Position Charging



8 - Position Charging



Chargers compatible with:

- 318-033-001 – CK3 Standard Battery
- 318-034-003 – CK3 Extended Battery
- 318-046-011 – CK7x “Smart” Battery

CK3 – 4-Position Battery Charger

Part Number	Description
1 DX2A2BB00	4-position Battery Charger, CK3/CK7x no Power Cord (Power Supply Included)
2 (see price guide)	AC Power Cord, Country specific

CK3 – 8-Position Battery Charger

Part Number	Description
1 DX4A2BBBB00	8-position Battery Charger, CK3/CK7x no Power Cord (Power Supply Included)
2 (see price guide)	AC Power Cord, Country specific

CK3 Series Battery Charging Only



Chargers NOT compatible with:

- 318-046-011 – CK7x “Smart” Battery

	Part Number	Description
1	871-230-101	CK3 Quad Battery Charger
2	851-061-502	AC Power supply (see price guide for AC Power Cord, Country specific)



800.YourNumber
www.YourURL.com